



**MVS**  
ENGINEERING PVT. LTD.

## Service Bulletin

# S1026

## Refrigerated Dryer reset procedure

### PROBLEM

### SOLUTION

- Refrigerated dryer tripping due to high temperature
- For the following models:
  - AMD43 and upper models
  - ACT 40T and upper models

Dryer needs to be reset by pushing the reset switch.



### REQUIRED TOOLS


Screw driver




### ADVISORY

Turn the power supply off of the refrigerated dryer.

- Open the cover of dryer with help of screw driver.




- Identify the reset switch located at back side of display



- Push the reset switch – one time.



- Put back the side cover dryer.



PLEASE WATCH THE VIDEO, LINK BELOW

<https://www.youtube.com/watch?v=yeUZlnjb7lc>